







# TORQ STATIONARY SWITCHES

## 203 BEARING

FIGURE	CONTACTS	MOTOR/SWITCH MANUFACTURER	TORQ CATALOG NUMBER
 <p><b>FIGURE</b></p> <p>3-15/16"L X 3-7/16"W            BUTTON CENTERS - 2"            MOUNTING CENTERS - 2-9/16" TO 2-3/4"            HOLE DIAMETER - 1-11/16"</p>	<p>1/4"  <b>DIAMETER</b>  <b>2 SETS</b>            D.T - N.O.            (LH) (RH)</p>	<p>Bluffton Motors             Franklin</p>	<p><b>S-7112</b></p> <p><b>282070304</b></p>
 <p><b>FIGURE</b></p> <p>3-7/16"L X 2-13/32"W            BUTTON CENTERS - 2"            MOUNTING CENTERS - 2-9/16" TO 2-3/4"            HOLE DIAMETER - 1-11/16"</p>	<p>1/4"  <b>DIAMETER</b>  <b>2 SETS</b>            D.T - N.O.            (LH) (RH)</p>	<p>Bluffton Motors             Franklin</p>	<p><b>S-7113</b></p> <p><b>282070352</b></p>
 <p><b>FIGURE</b></p> <p>4-3/16"L X 2-3/8"W            BUTTON CENTERS - 2"            MOUNTING CENTERS - 2-9/16" TO 2-3/4"            HOLE DIAMETER - 1-11/16"</p>	<p>1/4"  <b>DIAMETER</b>  <b>1 SET</b>            N.O.            (LH)</p>	<p>Bluffton Motors             Franklin</p>	<p><b>S-7114</b></p> <p><b>282070601</b></p>

TORQ STATIONARY SWITCHES			SINGLE ARM & OTHER TYPES
FIGURE	CONTACTS	MOTOR/SWITCH MANUFACTURER	TORQ CATALOG NUMBER
 <p><b>FIGURE</b></p> <p>MOLDED BOARD 3-9/16" L X 2-1/4" W MOUNTING CENTERS - 2-3/4" &amp; 3-3/16"</p>	<p>1/4" DIAMETER 1 SET N.O.</p>	<p>BLUFFTON FRANKLIN</p>	<p><b>S-7115</b></p> <p><b>282070201</b></p>
 <p><b>FIGURE</b></p> <p>BOARD - 2-1/2" SQUARE REED I.D. - 31/32" MOUNTING CENTERS - 2-1/8"</p>	<p>1/4" DIAMETER 1 SET</p>	<p>BLUFFTON FRANKLIN</p>	<p><b>S-7116</b></p> <p><b>282070203</b></p>
 <p><b>FIGURE</b></p> <p>BOARD DIAMETER - 2-15/32" REED I.D. - 1" MOUNTING CENTERS - 2-1/8"</p>	<p>1/4" DIAMETER 1 SET N.O.</p>	<p>BLUFFTON FRANKLIN</p>	<p><b>S-7117</b></p> <p><b>282070262</b></p>



